



Demolition | Dismantling | Relocation



Sustainability documentation DDM

Preface

DDM is a dynamic company operating internationally in the fields of dismantling, relocation, demolition, and asbestos removal. DDM is active in the sale, trade, and reuse of industrial installations, as well as the recycling of other materials. Founded in 1990, DDM has grown to become one of the market leaders in its industry.

Corporate Social Responsibility (CSR) is an integral part of DDM's operations. Through initiatives such as a monthly newsletter, employees are actively engaged in sustainable initiatives, which is particularly important in the sector in which DDM operates.

DDM aims to systematically reduce the CO₂ emissions of its subsidiaries between 2021 and 2026 compared to 2021 levels. To achieve this, investments have been made in cleaner machinery, solar panels were installed in 2018, and an energy-neutral office building was completed in 2024. The implementation of the CO₂ Performance Ladder supports this ambition and contributes to lower energy costs, material savings, and innovation advantages. CO₂ emissions are mapped annually in accordance with the ISO 14064-1 standard.

Furthermore, DDM is increasingly focusing on circularity. DDM strives to recover as many materials as possible for product reuse. Remaining waste streams are separated on-site and handed over to certified and recognized waste processing companies. Most of these partners process the waste materials into new raw materials—meaning that a large portion of the materials is recycled and reintroduced into the economic cycle.



Sustainability



Demolition | Dismantling | Relocation

Objectives of DDM Demontage for CO₂ Reduction

Objective 1: Reduce CO₂ emissions from gas consumption at the main site by 100%, among other measures through investment in a battery (Scope 1).

Objective 2: Reduce CO₂ emissions from fuel consumption of the vehicle fleet by 10% (Scope 1).

Objective 3: Reduce CO₂ emissions from fuel consumption of machinery by 10%, including the use of HVO100 in projects (Scope 1).

Objective 4: Increase the share of electric/hybrid vehicles to 50% (Scope 2).

Objective 5: Reduce CO₂ emissions from electricity consumption at the main site in De Meern by 100% (Scope 2).

Objectives DDM Demontage Sustainable Procurement

Objective 6: Buyers will be trained to identify and consider environmental aspects in purchasing decisions.

Objective 7: Where possible, sustainable alternatives (energy-efficient/recycled) will be preferred when price and performance are equivalent.

Objective 8: At least 40% of suppliers will operate with a recognized environmental management system (such as ISO 14001 or equivalent) by 2027.

Objective 9: The supplier code of conduct will be more widely communicated in 2026.

Objective 10: At least 50% of suppliers will have signed the code of conduct or an equivalent code of their own by the end of 2026.

Objectives DDM Deutschland GmbH

Objective 1: Reduce the CO2 emissions from fuel consumption of the fleet by 10% (scope 1).

Objective 2: Reduce the CO2 emissions from fuel consumption of the machines by 10% through, among other things, the use of HVO100 on projects (scope 1).

Objectives DDM Belgium NV

Objective 1: Reduce the CO2 emissions from gas consumption at the office building in Kontich by 10% (scope 1).

Objective 2: Reduce the CO2 emissions from fuel consumption of the fleet by 10% (scope 1).

Objective 3: Reduce the CO2 emissions from fuel consumption of the machines by 10% through, among other things, the use of HVO100 on projects (scope 1).

Objective 4: Reduce the CO2 emissions from electricity consumption at the main location in Kontich by 100% (scope 2).



Waste Management – Circularity

Waste Management and Resource Conservation

Within our projects, various types of waste streams are generated, consisting of materials such as concrete, metals, wood, plastics, hazardous substances (such as asbestos), and other construction waste materials. DDM places great importance on responsible and environmentally friendly waste management.

Already in the planning phase of a project, an analysis is conducted to determine which types of waste are likely to arise and how they can be properly separated and disposed of. During project execution, waste separation takes place directly at the construction site. Specific collection containers or designated zones are used, tailored to the different types of materials, to ensure effective separation.

The separated waste streams are then handed over to certified and accredited waste processing companies that possess the necessary permits and certifications. Most of these partners further process the waste materials into new raw materials—meaning that a large portion of the materials is recycled and reintroduced into the economic cycle.

Special attention is given to the safe handling of hazardous waste, such as materials containing asbestos or contaminated construction materials. These are packaged and transported separately in compliance with current environmental regulations and occupational safety standards.

Through this structured and documented approach, DDM not only ensures compliance with legal requirements but also actively promotes the circular economy and minimizes environmental impact.



Waste Management – Circularity

Circularity

DDM's service offering also includes the dismantling of existing buildings. For specific projects, a conscious decision was made to engage an external specialist company to expertly recover materials—particularly bricks—through careful deconstruction.

The reclaimed bricks are transferred to specialized companies that repurpose these materials for use in new construction projects. This approach extends the lifecycle of high-quality building materials, thereby not only reducing waste but also decreasing the demand for primary raw materials.

This method is a clear example of DDM's commitment to viewing waste streams as valuable resources and giving them a new purpose within the framework of a well-functioning circular economy. The targeted reuse of materials is an integral part of DDM's sustainability strategy, highlighting its dedication to combining ecological responsibility with economic efficiency.



Sustainable innovations in projects

The use of electric equipment

Where possible, we aim to use electric machines on projects. Electric machines have lower CO2 emissions compared to diesel-powered equipment.

Electric machines are generally quieter, resulting in less noise pollution for the surrounding environment.



The use of solar panels

Recently, solar panels were installed on a project to generate energy. This sustainable solution provided part of the demolition site with clean, renewable energy, significantly reducing our reliance on the traditional electricity grid. This makes a substantial contribution to reducing CO2 emissions.



Sustainable water management

An innovative water management system from DDM involves connecting IBC tanks to rainpipes. These tanks capture the water, and the collected rainwater is then used for various applications on the demolition site, such as dust suppression. This system helps us work more sustainably by conserving valuable natural resources.





Demolition | Dismantling | Relocation



Emissions data 2024

Emissions data 2024

DDM Demontage B.V.

Scope 1: CO2 emissions in KG

Building gas consumption:	13.139 (6.157 m3 gas)
Fleet fuel consumption:	410.354 (134.075 litres of fuel)
Equipment fuel consumption:	199.864 (4.210 operating hours)
Truck fuel consumption:	45.219
Rental equipment fuel consumption:	217.568
Gas consumption on projects:	17.302 (10.030 litres of propane)
Total scope 1:	903.445

Scope 2 & business travel : CO2 emissions in KG

Air travel:	0
Equipment electricity consumption:	446
Fleet electricity consumption:	16.091 (30.020 kWh)
Building electricity consumption:	64.585 (130.980 kWh)
Total scope 2 & Business travel:	81.122

Total CO2- emissions in KG:
984.567



Emissions data 2024

DDM Deutschland GmbH.


Scope 1: CO2 emissions in KG

Building gas consumption:	28.721 (13.458 m3 gas)
Fleet fuel consumption:	182.526 (59.504 litres of fuel)
Equipment fuel consumption:	753.343 (17.241 operating hours)
Truck fuel consumption:	37.626
Rental equipment fuel consumption:	1.305.407
Gas consumption on projects:	107.116 (62.096 litres of propane)
Total scope 1:	2.414.739

Scope 2 & business travel : CO2 emissions in KG

Equipment electricity consumption:	334
Building electricity consumption:	12.845 (23.965 kWh)
Air travel:	7.029 (31.009 km)
Total scope 2 & Business travel:	20.208

Total CO2- emissions in KG:
2.434.946



Emissions data 2024

DDM Belgium NV.

Scope 1: CO2 emissions in KG

Building gas consumption:	2.690 (1.260 m3 gas)
Fleet fuel consumption:	54.069 (18.086 litres of fuel)
Equipment fuel consumption:	78.242 (1.521 operating hours)
Truck fuel consumption:	21.453
Rental equipment fuel consumption:	15.541
Gas consumption on projects:	9.222 (5.346 litres of propane)
Total scope 1:	181.216

Scope 2 & business travel : CO2 emissions in KG

Equipment electricity consumption:	910
Building electricity consumption:	0
Air travel:	962 (5.028 km)
Total scope 2 & Business travel:	1.872

Total CO2- emissions in KG:
183.088



Emissions data 2024

DDM international & DDM Gulf

DDM international

Scope 1: CO2 emissions in KG

Equipment fuel consumption:	108.507
Rental equipment fuel consumption:	15.541
Total scope 1:	124.047
Total scope 2 & Business travel emissions in KG:	
Air travel:	149.936 (942.980 km)

**Total CO2-
emissions in KG:
273.983**

DDM Gulf

Scope 1: CO2 emissions in KG

Rental equipment fuel consumption:	146.520
Total scope 2 & Business travel emissions in KG:	
Air travel:	13.374 (81.310 km)

**Total CO2-
emissions in KG:
159.894**



Emissions data 2024

DDM (all holdings)

DDM

Scope 1: CO2 emissions in KG

3.769.967

Total scope 2 & Business travel emissions in KG:

266.511

**Total CO2-
emissions in KG:
4.036.479**





The solar panels of DDM generated
an impressive 99.730 kWh in
2024!

The output of the solar panels 2024



Demolition | Dismantling | Relocation



Emissions data 2023

Emissions data 2023

DDM Demontage B.V.

Scope 1: CO2 emissions in KG

Building gas consumption:	28.243 (13.585 m3 gas)
Fleet fuel consumption:	354.622 (115.324 litres of fuel)
Equipment fuel consumption:	129.179 (2.459 operating hours)
Truck fuel consumption:	46.492
Rental equipment fuel consumption:	44.699
Gas consumption on projects:	7.771 (4.505 litres of propane)
Total scope 1:	611.007

Scope 2 & business travel : CO2 emissions in KG

Air travel:	217 (926 km)
Equipment electricity consumption:	392
Fleet electricity consumption:	7.392 (16.210 kWh)
Building electricity consumption:	32.727
Total scope 2 & Business travel:	40.728

Total CO2- emissions in KG:
651.735



Emissions data 2023

DDM Deutschland GmbH.

Scope 1: CO2 emissions in KG

Building gas consumption:	27.980 (13.458 m3 gas)
Fleet fuel consumption:	153.056 (49.999 litres of fuel)
Equipment fuel consumption:	714.367 (16.419 operating hours)
Truck fuel consumption:	41.030
Rental equipment fuel consumption:	281.950
Gas consumption on projects:	30.910 (17.919 litres of propane)
Total scope 1:	1.249.293

Scope 2 & business travel : CO2 emissions in KG

Equipment electricity consumption:	415
Building electricity consumption:	17.690 (38.792 kWh)
Air travel:	2.965 (12.670 km)
Total scope 2 & Business travel:	21.070

Total CO2- emissions in KG:
1.270.363



Emissions data 2023

DDM Belgium NV.

Scope 1: CO2 emissions in KG

Building gas consumption:	4.870 (2.342 m3 gas)
Fleet fuel consumption:	50.311 (16.497 litres of fuel)
Equipment fuel consumption:	91.979 (1.744 operating hours)
Truck fuel consumption:	22.006
Rental equipment fuel consumption:	13.754
Gas consumption on projects:	12.241 (7.096 litres of propane)
Total scope 1:	195.161

Scope 2 & business travel : CO2 emissions in KG

Equipment electricity consumption:	4
Building electricity consumption:	0
Air travel:	11.004 (63.976 km)
Total scope 2 & Business travel:	11.008

Total CO2- emissions in KG:
206.169



Emissions data 2023

DDM international & DDM Gulf

DDM international

Scope 1: CO2 emissions in KG

Equipment fuel consumption: 95.760 (1.299 operating hours)

Rental equipment fuel consumption: 5.639

Gas consumption on projects: 5.780 (3.208 litres of gas)

Total scope 1: 107.179

Total scope 2 & Business travel emissions in KG:

Air travel: 162.616 (1.026.066 km)

**Total CO2-
emissions in KG:
269.795**

DDM Gulf

Scope 1: CO2 emissions in KG

Rental equipment fuel consumption: 48.840

Total scope 2 & Business travel emissions in KG:

Air travel: 34.727 (215.713 km)

**Total CO2-
emissions in KG:
83.567**



Emissions data 2023

DDM (all holdings)

DDM


Scope 1: CO2 emissions in KG

2.211.479

Total scope 2 & Business travel emissions in KG:

270.149

**Total CO2-
emissions in KG:
2.481.628**





The solar panels of DDM generated
an impressive 148.691 kWh in
2023!

The output of the solar panels 2023



Emissions data 2022

Emissions data 2022

DDM Demontage B.V.

Scope 1: CO2 emissions in KG

Building gas consumption:	35.137 (16.852 m3 gas)
Fleet fuel consumption:	426.176 (138.770 litres of fuel)
Equipment fuel consumption:	292.957 (5.847 operating hours)
Truck fuel consumption:	49.195
Rental equipment fuel consumption:	72.125
Gas consumption on projects:	22.418 (12.996 litres of propane)
Total scope 1:	898.008

Scope 2: CO2 emissions in KG

Air travel:	74.983 (461.836 km)
Equipment electricity consumption:	778 (1.487 kWh)
Fleet electricity consumption:	8.402 (16.065 kWh)
Building electricity consumption:	36.029 (68.890 kWh)
Total scope 2 & Business travel:	126.624

**Total CO2-
emissions in KG:
1.024.632**



Emissions data 2022

DDM Deutschland GmbH.

Scope 1: CO2 emissions in KG

Building gas consumption:	28.060 (13.459 m3 gas)
Fleet fuel consumption:	177.353 (57.053 litres of fuel)
Equipment fuel consumption:	1.081.578 (20.057 operating hours)
Truck fuel consumption:	47.556
Rental equipment fuel consumption:	261.022
Gas consumption on projects:	43.880 (25.438 litres of propane)
Total scope 1:	1.639.450

Scope 2: CO2 emissions in KG

Equipment electricity consumption:	1.239 (2.369 kWh)
Building electricity consumption:	19.571 (37.420 kWh)
Total scope 2 & Business travel:	20.809

**Total CO2-
emissions in KG:
1.660.259**



Emissions data 2022

DDM Belgium NV.

Scope 1: CO2 emissions in KG

Building gas consumption:	5.976 (2.866 m3 gas)
Fleet fuel consumption:	51.048 (16.555 litres of fuel)
Equipment fuel consumption:	19.143 (450 operating hours)
Truck fuel consumption:	20.596
Rental equipment fuel consumption:	10.304
Gas consumption on projects:	12.558 (7.280 litres of propane)
Total scope 1:	119.625

Scope 2: CO2 emissions in KG

Equipment electricity consumption:	891 (1.703 kWh)
Building electricity consumption:	3.447 (6.589 kWh)
Total scope 2 & Business travel:	4.337

**Total CO2-
emissions in KG:
123.962**



Emissions data 2022

DDM (all holdings)

DDM - CO2 emissions in KG

Scope 1:

2.657.083

Scope 2 & Business travel

151.770

**Total CO2-
emissions in KG:
2.808.853**





The solar panels of DDM generated an impressive 163.921 kWh in 2022!

The output of the solar panels 2022

Emissions data 2021

DDM Demontage B.V.



Scope 1: CO2 emissions in KG

Building gas consumption:	35.937 (19.074m3 gas)
Fleet fuel consumption:	444.221 (143.176 litres of fuel)
Equipment fuel consumption:	424.427 (9.158 operating hours)
Truck fuel consumption:	78.005
Rental equipment fuel consumption:	22.911
Gas consumption on projects:	23.180 (13.438 litres of propane)
Total scope 1:	1.028.680

Scope 2: CO2 emissions in KG

Equipment electricity consumption:	747 (1.343 kWh)
Fleet electricity consumption:	2.303 (4.141 kWh)
Building electricity consumption:	35.408 (63.682 kWh)

Business travel

Air travel:	6.644 (35.566 km)
Total scope 2 & Business travel:	45.102

**Total CO2-
emissions in KG:
1.073.782**

Emissions data 2021

DDM Deutschland GmbH.



Scope 1: CO2 emissions in KG

Building gas consumption:	25.356 (13.459 m3 gas)
Fleet fuel consumption:	189.227 (60.874 litres of fuel)
Equipment fuel consumption:	736.646 (15.197 operating hours)
Truck fuel consumption:	47.315
Rental equipment fuel consumption:	34.969
Gas consumption on projects:	43.608 (25.280 litres of propane)
Total scope 1:	1.077.121

Scope 2: CO2 emissions in KG

Equipment electricity consumption:	695 (1.250 kWh)
Building electricity consumption:	15.743 (28.293 kWh)
Total scope 2 & Business travel:	16.438

**Total CO2-
emissions in KG:
1.093.558**

Emissions data 2021

DDM Belgium NV.



Scope 1: CO2 emissions in KG

Building gas consumption:	6.999 (3.715 m3)
Fleet fuel consumption:	45.116 (14.180 litres of fuel)
Equipment fuel consumption:	79.458 (1.580 operating hours)
Truck fuel consumption:	25.355
Rental equipment fuel consumption:	2.412
Gas consumption on projects:	12.013 (6.964 litres of propane)
Total scope 1:	171.353

Scope 2: CO2 emissions in KG

Equipment electricity consumption:	1.713 (3.081 kWh)
Building electricity consumption:	3.702 (6.658 kWh)
Total scope 2 & Business travel:	5.415

**Total CO2-
emissions in KG:
176.768**

Emissions data 2021

DDM (all holdings)

DDM - CO2 emissions in KG

Scope 1:

2.277.154

Total scope 2 & Business travel:

66.955

**Total CO2-
emissions in KG:
2.344.108**





The solar panels of DDM generated
an impressive 89.657 kWh in 2021

The output of the solar panels 2021

CO2 sector initiative

Participating in Initiatives

DDM Demontage Holding B.V. considers it important to be a member of initiatives in the field of sustainability. DDM has not set a budget for participation in sustainability initiatives. If a sustainability initiative aligns with DDM's goals, it will be discussed with management, and if management also finds it appropriate, the company will participate in the initiative.

VERAS SECTOR INITIATIVE

DDM Demontage Holding B.V. is participating in the CO2 sector initiative organized by VERAS. As the organizer, VERAS is also the initiator of the initiative. The goal of the initiative is for members to individually reduce emissions and save costs through a more efficient business operation as a result of this collective approach.

OBJECTIVE OF THE INITIATIVE

The objective of the initiative is to reduce emissions and save costs. Additionally, it is valuable to engage in discussions with industry peers to share knowledge and expertise, such as offering tips on reducing emissions in daily operations. To achieve this, meetings are held at each of the participating organizations. This allows the various members to gain a clear understanding of what each organization does and the measures they are taking to reduce their CO2 emissions.





Demolition | Dismantling | Relocation



Energy Management Plan DDM

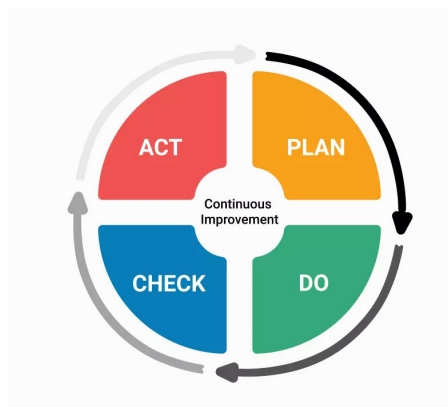
Explanation of the Energy Management Plan

The HSEQ department is responsible for the energy management plan. Each calendar year, the CO2 footprint of DDM Demontage Holding B.V. must be calculated. This is crucial for identifying trends and acting upon them. The PDCA cycle plays an important role in the energy management plan, just as it does in DDM's general management system.

The energy management plan is broadly structured as follows:

- **Plan:** In the planning phase of the energy management plan, the context of the organization is analyzed. The energy policy is further developed, ensuring a proper division of tasks, as outlined in the matrix below. The matrix was created by the designated person responsible for the CO2 reduction policy in collaboration with members of the QHSE department and the management team. The management has delegated responsibilities for the EnMS to the QHSE department but retains ultimate responsibility for the plan at all times.
- **Do:** In the "Do" phase, the approach to reducing CO2 emissions is defined. Additionally, measures are formulated, and the communication strategy is described. This is translated into an action plan, which is stored in DDM's internal documentation.
- **Check:** In the "Check" phase, energy performance and the overall energy management system are monitored and analyzed. Progress toward objectives must be reviewed semi-annually. If it becomes evident that objectives will not be met within the set timeframe, the action plan to achieve the objectives must be adjusted. The HSEQ department is responsible for monitoring (and, if necessary, adjusting) the objectives, while ultimate accountability lies with the management. Subsequently, audits of the system are conducted, and management reviews are performed.
- **Act:** Based on the findings in the "Check" phase, measures are implemented to address deviations and continuously improve energy performance and the energy management system. Wherever possible, measures should always be taken to control and correct deviations. The actions taken must be documented alongside the identified deviation. If necessary, adjustments are made to the EnMS.

The energy management plan adheres to the sequence of the PDCA cycle. Furthermore, the plan is written in accordance with the ISO 50001 standard, "Energy Management Systems – Requirements with Guidance for Use." The management retains overall responsibility and authority for the energy management plan and has delegated various tasks to the so-called "Energy Management Team."



Plan of action objectives

DDM Demontage

DDM Demontage B.V.

General objective: DDM Demontage B.V. aims to emit 13,44% less CO2 in 2026 compared to 2021

Objective	Measures	Duration - Plan of action
Scope 1: Reduce the CO2 emissions from gas consumption at the main location by 100%, including investments in a battery By 2025: 100% reduction. This objective contributes 20%.	1 Construction of an energy-neutral office and the acquisition of a battery. Responsible: <ul style="list-style-type: none"> • Project Manager for the New Construction 	2022: Designs for the new office have been created. 2023: Permits for the new office need to be applied for. 2024: The office is being constructed. 2025: The office has been fully completed.
	2 Encourage staff to minimize the use of heating and dress warmly. Responsible: <ul style="list-style-type: none"> • Sustainability Coordinator 	2023/2024: A notice will be posted in the office buildings of DDM.
	3 Replace the gas-powered systems with gas-free systems. Responsible: <ul style="list-style-type: none"> • Sustainability Coordinator • Workshop Manager • CFO (Chief Financial Officer) 	2025: Starting in 2025, the gas systems will be replaced with gas-free systems.
Scope 1: Reduce the CO2 emissions from fuel consumption of the fleet by 10% Duration 2023: 3,33% reduction 2024: 3,33% reduction 2025: 3,33% reduction This objective contributes 31%.	1 Encourage economical driving: provide a toolbox on fuel-efficient driving to all drivers. Responsible: <ul style="list-style-type: none"> • Sustainability Coordinator 	2023: The toolbox will be developed and shared. 2024: The toolbox will be shared with new employees. 2025: A message about this will be shared in the DDM info.
	2 The company actively encourages carpooling among employees and can provide evidence of this. Responsible: <ul style="list-style-type: none"> • Sustainability Coordinator 	2023: The toolbox will be developed and shared. 2024: The toolbox will be shared with new employees. 2025: A message about this will be shared in the DDM info.
	3 When purchasing new tires, only tires with an A rating for fuel efficiency according to the European tire label will be acquired. Responsible: <ul style="list-style-type: none"> • Sustainability Coordinator 	2023/2024: Contact will be made with leasing companies to install tires with an A rating for fuel efficiency on the vehicles.
	4 Provide bicycles for short trips at projects and the office. Responsible: <ul style="list-style-type: none"> • Sustainability Coordinator • Workshop Employees 	From 2023: Before the start of a project, it should be assessed whether bicycles need to be provided to reduce car usage. If so, bicycles should be brought to the project locations.

Plan of action objectives

DDM Demontage

Objective	Measures	Duration - Plan of action
Scope 1: Reduce the CO2 emissions from fuel consumption of the machines by 10% through, among other things, the use of HVO100 on projects Duration 2023: 3,33% reduction 2024: 3,33% reduction 2025: 3,33% reduction This objective contributes 29%.	1 Replace machines with Stage 2 engines with machines equipped with Stage 4 or 5 engines by 2026 compared to 2021. Responsible: <ul style="list-style-type: none"> • Sustainability Coordinator • Equipment Manager 	At the beginning of 2023, a plan will be developed to replace machines with Stage 2 engines with machines equipped with Stage 5 engines.
	2 Operate machines on HVO100: On certain projects, use HVO100 instead of diesel or gasoline for operating machines. Responsible: <ul style="list-style-type: none"> • Sustainability Coordinator • Equipment Manager 	It will be discussed that during the tender phase of a project, consideration should be given to whether the project is suitable for using HVO100.
	3 Develop a toolbox to make machines operate more efficiently. Responsible: <ul style="list-style-type: none"> • Sustainability Coordinator 	In July 2023, the toolbox will be developed and shared with the operators.
Scope 2: Increase the number of electric/hybrid cars to 50% Duration: 2026: Realized	1 Share the benefits of electric and hybrid vehicles with staff through DDM information channels. Responsible: <ul style="list-style-type: none"> • Sustainability Coordinator 	It will be discussed that more employees should opt for electric or hybrid vehicles.
	2 At least one charging station for every 10 parking spaces. Responsible: <ul style="list-style-type: none"> • Sustainability Coordinator • Project Manager for New Construction 	It will be discussed how many charging stations should be installed at the new office.
Scope 2: Reduce the CO2 emissions from electricity consumption at the main location in De Meern by 100% Duration By 2025: 100% reduction This objective contributes 20%.	1 Purchase 100% green electricity in De Meern. Responsible: <ul style="list-style-type: none"> • Sustainability Coordinator • CFO (Chief Financial Officer) 	Starting in 2025, green electricity will be purchased.

Plan of action objectives

DDM Demontage

Objective	Measures	Duration - Plan of action
Scope 3: Buyers are trained to identify and incorporate environmental aspects in purchasing decisions	Incorporating sustainability topics into existing training or onboarding programs.	This objective must be achieved by Q2 2027.
Scope 3: Where possible, sustainable alternatives (energy-efficient/recycled) will be selected when price and performance are equivalent	Checklists are developed for sustainable alternatives by product category.	This objective must be achieved by Q3 2026.
Scope 3: At least 40% of suppliers will operate with a recognized environmental management system (such as ISO 14001 or an equivalent) by 2027.	Inventorying current suppliers based on their use of environmental management systems.	This objective must be achieved by Q2 2027.
Scope 3: The supplier code of conduct will be more widely communicated in 2026	Publishing the code of conduct on the company website.	This objective must be achieved by Q4 2025.
Scope 3: At least 50% of suppliers will have signed the code of conduct or an equivalent code of their own by the end of 2026.	Conducting an inventory of suppliers and informing them about the code of conduct and its importance.	This objective must be achieved by Q3 2026.

Plan of action objectives

DDM Deutschland GmbH

DDM Deutschland GmbH DDM Deutschland GmbH aims to reduce CO2 emissions by 8.47% by 2026 compared to 2021.		
Objective	Measures	Duration - Plan of action
Scope 1: Reduce the CO2 emissions from fuel consumption of the fleet by 10% Duration 2023: 3,33% reduction 2024: 3,33% reduction 2025: 3,33% reduction This objective contributes 20%.	1 Encourage economical driving: provide a toolbox on fuel-efficient driving to all drivers. Responsible: • Sustainability Coordinator	2023: The toolbox will be developed and shared. 2024: The toolbox will be shared with new employees. 2025: The toolbox will be shared with new employees.
	2 The company actively encourages carpooling among employees and can provide evidence of this. Responsible: • Sustainability Coordinator	2023: The toolbox will be developed and shared. 2024: The toolbox will be shared with new employees. 2025: A message about this will be shared in the DDM info.
	3 When purchasing new tires, only tires with an A rating for fuel efficiency according to the European tire label will be acquired. Responsible: • Sustainability Coordinator	2023/2024: Contact will be made with leasing companies to install tires with an A rating for fuel efficiency on the vehicles.
	4 Provide bicycles for short trips at projects and the office. Responsible: • Sustainability Coordinator • Workshop Employees	From 2023: Before the start of a project, it should be assessed whether bicycles need to be provided to reduce car usage. If so, bicycles should be brought to the project locations.
Scope 1: Reduce the CO2 emissions from fuel consumption of the machines by 10% through, among other things, the use of HVO100 on projects Duration 2023: 3,33% reduction 2024: 3,33% reduction 2025: 3,33% reduction This objective contributes 80%.	1 Replace machines with Stage 2 engines with machines equipped with Stage 4 or 5 engines by 2026 compared to 2021. Responsible: • Sustainability Coordinator • Equipment Manager	At the beginning of 2023, a plan will be developed to replace machines with Stage 2 engines with machines equipped with Stage 5 engines.

Plan of action objectives

DDM Deutschland GmbH

Objective	Measures	Duration - Plan of action
Scope 1: Reduce the CO2 emissions from fuel consumption of the machines by 10% through, among other things, the use of HVO100 on projects Duration 2023: 3,33% reduction 2024: 3,33% reduction 2025: 3,33% reduction This objective contributes 80%.	<p>2 Operate machines on HVO100: On certain projects, use HVO100 instead of diesel or gasoline for operating machines.</p> <p>Responsible:</p> <ul style="list-style-type: none">• Sustainability Coordinator• Equipment Manager <p>3 Develop a toolbox to make machines operate more efficiently.</p> <p>Responsible:</p> <ul style="list-style-type: none">• Sustainability Coordinator	<p>It will be discussed that during the tender phase of a project, consideration should be given to whether the project is suitable for using HVO100.</p> <p>In July 2023, the toolbox will be developed and shared with the operators.</p>




Plan of action objectives

DDM Belgium NV

DDM Belgium NV

DDM Belgium NV aims to reduce CO2 emissions by 9,54% by 2026 compared to 2021.

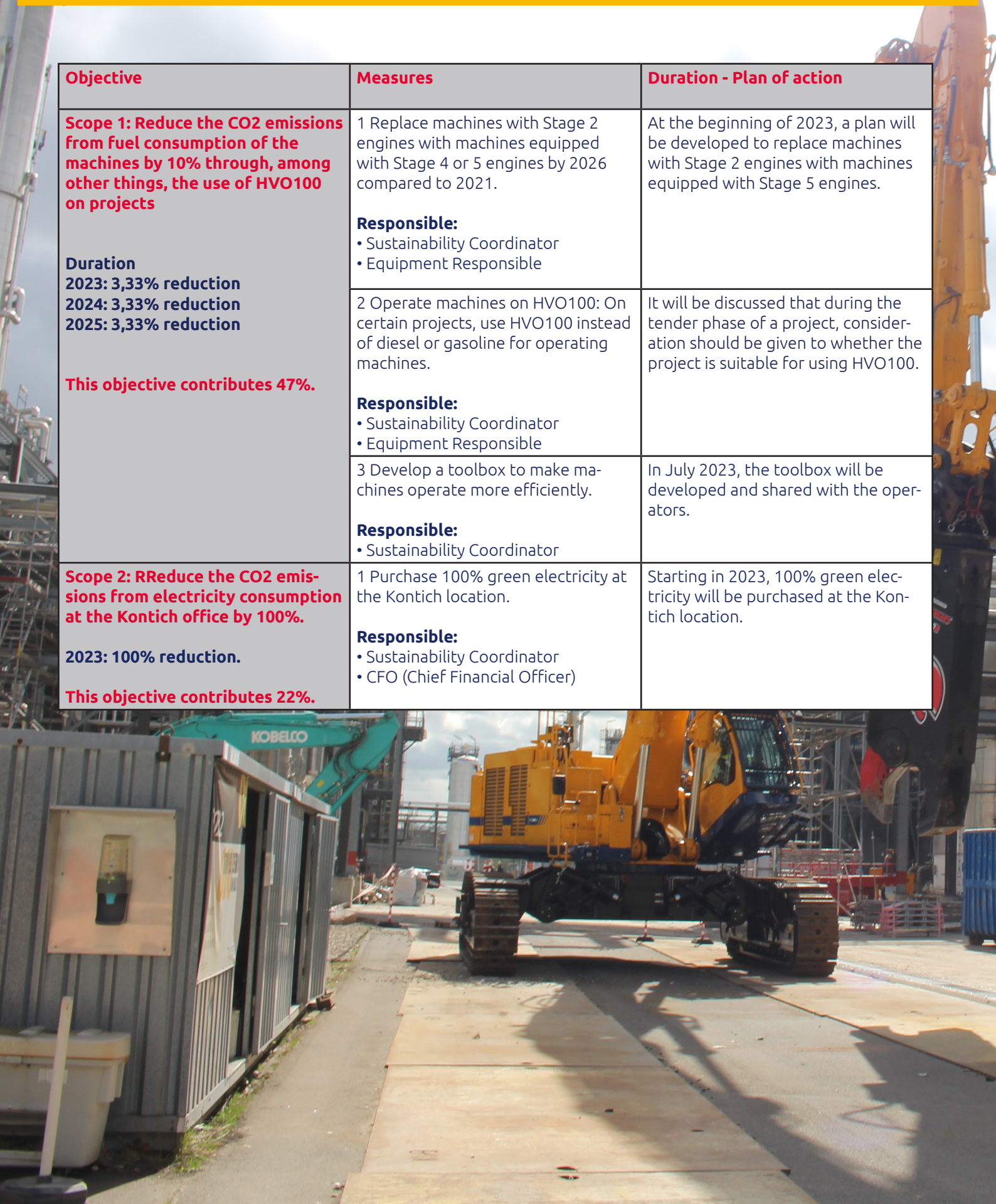
Objective	Measures	Duration - Plan of action
Scope 1: Reduce the CO2 emissions from gas consumption at the office building in Kontich by 10% Duration 2023: 3.33% reduction 2024: 3.33% reduction 2025: 3.33% reduction This objective contributes 4%.	1 Encourage staff to minimize the use of heating and dress warmly. Responsible: • Sustainability Coordinator	2023/2024/2025: A notice will be posted in the DDM information channels.
Scope 1: Reduce the CO2 emissions from fuel consumption of the fleet by 10%. Duration 2023: 3,33% reduction 2024: 3,33% reduction 2025: 3,33% reduction This objective contributes 27%.	1 Encourage economical driving: provide a toolbox on fuel-efficient driving to all drivers. Responsible: • Sustainability Coordinator	2023: The toolbox will be developed and shared. 2024: The toolbox will be shared with new employees. 2025: A message about this will be shared in the DDM info.
	2 The company actively encourages carpooling among employees and can provide evidence of this. Responsible: • Sustainability Coordinator	2023: The toolbox will be developed and shared. 2024: The toolbox will be shared with new employees. 2025: A message about this will be shared in the DDM info.
	3 When purchasing new tires, only tires with an A rating for fuel efficiency according to the European tire label will be acquired. Responsible: • Sustainability Coordinator	2023/2024: Contact will be made with leasing companies to install tires with an A rating for fuel efficiency on the vehicles.
	4 Provide bicycles for short trips at projects and the office. Responsible: • Sustainability Coordinator • Workshop Staff	From 2023: Before the start of a project, it should be assessed whether bicycles need to be provided to reduce car usage. If so, bicycles should be brought to the project locations.



Plan of action objectives

DDM Belgium NV

Objective	Measures	Duration - Plan of action
Scope 1: Reduce the CO2 emissions from fuel consumption of the machines by 10% through, among other things, the use of HVO100 on projects Duration 2023: 3,33% reduction 2024: 3,33% reduction 2025: 3,33% reduction This objective contributes 47%.	1 Replace machines with Stage 2 engines with machines equipped with Stage 4 or 5 engines by 2026 compared to 2021. Responsible: <ul style="list-style-type: none"> • Sustainability Coordinator • Equipment Responsible 	At the beginning of 2023, a plan will be developed to replace machines with Stage 2 engines with machines equipped with Stage 5 engines.
	2 Operate machines on HVO100: On certain projects, use HVO100 instead of diesel or gasoline for operating machines. Responsible: <ul style="list-style-type: none"> • Sustainability Coordinator • Equipment Responsible 	It will be discussed that during the tender phase of a project, consideration should be given to whether the project is suitable for using HVO100.
	3 Develop a toolbox to make machines operate more efficiently. Responsible: <ul style="list-style-type: none"> • Sustainability Coordinator 	In July 2023, the toolbox will be developed and shared with the operators.
Scope 2: Reduce the CO2 emissions from electricity consumption at the Kontich office by 100%. 2023: 100% reduction. This objective contributes 22%.	1 Purchase 100% green electricity at the Kontich location. Responsible: <ul style="list-style-type: none"> • Sustainability Coordinator • CFO (Chief Financial Officer) 	Starting in 2023, 100% green electricity will be purchased at the Kontich location.



Project measures

The following paragraph describes the general company-wide objectives that are relevant for projects. Under these objectives, technical and process measures will be outlined that can be applied to projects.

1. Reduce fuel consumption of the vehicle fleet

- Prior to a project, communicate to all involved parties to carpool as much as possible to and from the project sites (process measure). Achieve this by sending out an email and possibly providing a toolbox.
- Before starting a project, assess whether bicycles need to be brought to the project site to reduce car usage.
- Before starting a project, communicate to all involved parties to use the available bicycles at the project site as much as possible instead of driving.

2. Reduce fuel consumption of machines

- Use excavators with Stage 5 engines (ideally) or Stage 4 engines as much as possible (technical measure).
- Determine whether it is possible to operate the machine on HVO100 fuel instead of diesel or gasoline at the project site (technical measure).
- Communicate with operators to minimize idling of the machines.
- Communicate with operators to lay down as many access plates as possible on the site for smooth entry and exit routes within the work area. This way, the machines will consume less fuel (process measure).
- Communicate to operators that, before breaks and at the end of the workday, they should reduce the machine's RPM (beneficial for the turbo engine and cooling), but it does not need to idle (technical measure).

3. Reduce CO2 emissions through construction site provisions

- Turn off lighting when leaving construction site containers
- Use solar energy through solar panels on containers.
- Replace lamps with LED fluorescent tubes.
- Keep the container doors closed
- Collect rainwater to use for filling irrigation systems to control dust.

Communication matrix

The progress of the CO2 reduction policy must be monitored. DDM Demontage Holding B.V. holds various certificates that require specific actions. To ensure that no actions related to the CO2 Performance Ladder are overlooked, a matrix has been created.

Perspective	Frequency	Responsible	Channel
A Insight <ul style="list-style-type: none"> o Track emissions from machinery o Process invoices for gas cylinders o Monitor fuel consumption o Record emissions from buildings o Inventory air travel o Test staff knowledge of environmental policies o Update the list of energy flows 	A Insight <ul style="list-style-type: none"> o Biannually o Biannually o Biannually o Biannually o Biannually o Annually o Quarterly 	A Insight <ul style="list-style-type: none"> o HSEQ Department o HSEQ Department o HSEQ Department o HSEQ Department o HSEQ Department o HSEQ Department o HSEQ Department 	A Insight <ul style="list-style-type: none"> o Sumatra/ Excel o Sumatra/ Excel o Sumatra/ Excel o Sumatra/ Excel o Travel agency/ Excel o Word
B Reduction <ul style="list-style-type: none"> o Analyze and evaluate data from emissions inventory o Estimate expected energy consumption for the next year o Develop qualitative reduction measures o Develop quantitative reduction measures o Update and evaluate the Energy Management o Action Plan in accordance with ISO 50001 o Achieve the set goals o Measure and analyze progress towards set objectives o Evaluate the analyzed objectives 	B Reduction <ul style="list-style-type: none"> o Biannually o Annually o Annually o Annually o Biannually o Ongoing o Biannually o Biannually 	B Reduction <ul style="list-style-type: none"> o HSEQ Department/MT o HSEQ Department o HSEQ Department/MT o HSEQ Department/MT o HSEQ Department/MT o Entire organization o HSEQ Department o HSEQ Department 	B Reduction <ul style="list-style-type: none"> o Internal docs o Internal docs o Internal docs o Internal docs o Internal docs o Internal docs o Internal docs o Internal docs
C Transparency <ul style="list-style-type: none"> o Develop a communication plan o Implement the communication plan o Monitor progress on communication plan components o Publish on the website o Publish on the SKAO website o Communicate internally about energy policy and reduction measures o Communicate internally about projects where CO2-related permit advantages have been obtained 	C Transparency <ul style="list-style-type: none"> o Once per year o Annually o Ongoing o Biannually o Biannually o Biannually o Biannually and at the start and completion of the project 	C Transparency <ul style="list-style-type: none"> o HSEQ Department/MT o HSEQ Department/MT o HSEQ Department/MT o HSEQ Department/MT o HSEQ Department/MT o HSEQ Department/MT o HSEQ Department/MT 	C Transparency <ul style="list-style-type: none"> o Word o Website DDM o SKAO o DDM news letter + management review + website o DDM news letter + management review + website
D Participation <ul style="list-style-type: none"> o Inventory sector/supply chain initiatives o Discuss choice of sector/supply chain initiative o Participate in at least one sector/supply chain initiative o Monitor progress of sector/supply chain initiative 	D Participation <ul style="list-style-type: none"> o Biannually o Biannually o Ongoing o Biannually 	D Participation <ul style="list-style-type: none"> o HSEQ Department o HSEQ Department/MT o HSEQ Department o HSEQ Department/MT 	D Participation <ul style="list-style-type: none"> o HSEQ - meeting
Additional activities <ul style="list-style-type: none"> o Track progress of the CO2 Performance Ladder o Conduct internal audit of CO2 reduction o Explore possibilities for certifying at a higher level 	Additional activities <ul style="list-style-type: none"> o Once per quarter o Annually o Annually 	Additional activities <ul style="list-style-type: none"> o HSEQ Department o HSEQ Department o HSEQ Department/MT 	Additional activities <ul style="list-style-type: none"> o Internal docs o Internal docs o Internal docs